

Instruction Manual

iL C907

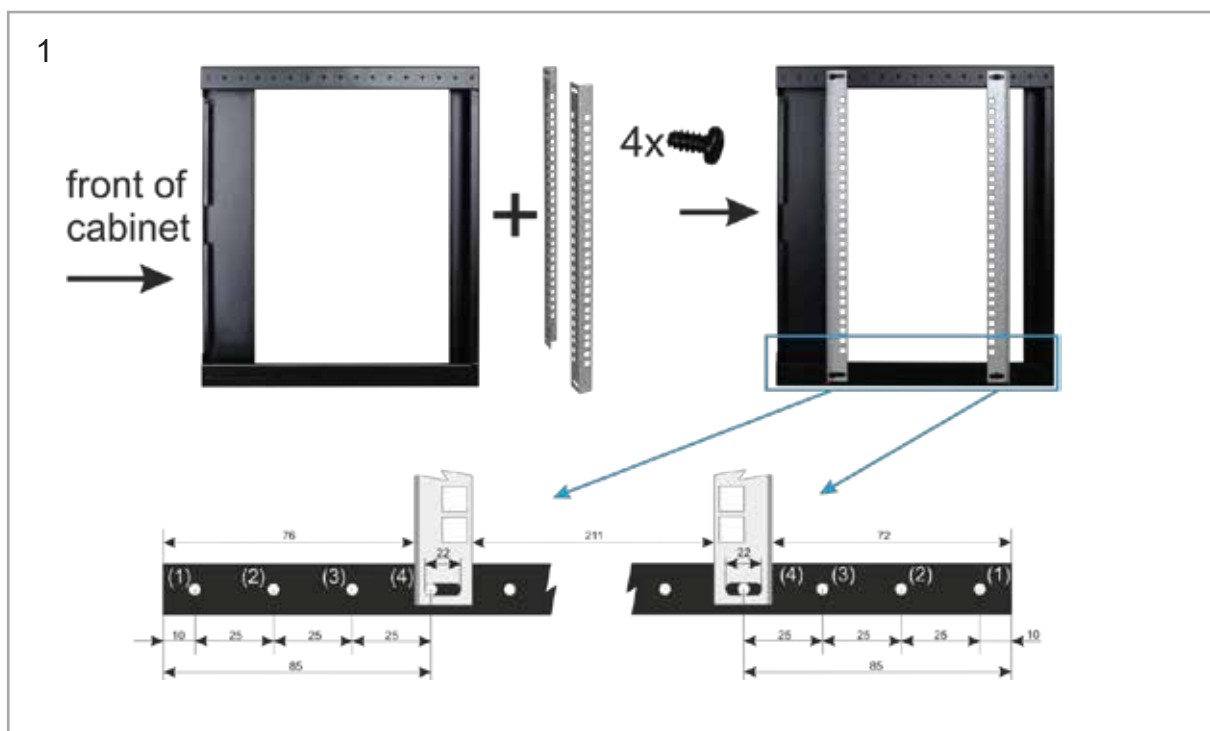
9U WALL MOUNT RACK



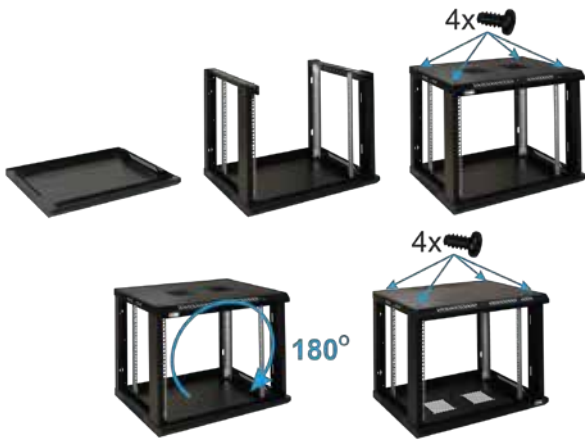
SPECIFICATIONS	
Model	iL-907
External dimensions:	W=600, H=600, D=500 [mm, +/-2]
Materials & Accessories:	4 Pcs of mounting profile +1 Pcs shelf+high tempered glass front door
Features:	<ul style="list-style-type: none"> - adjustable distance between front and rear RACK rails - ventilation holes in the top panel - extra 1 pcs shelf - lockable front door – (2 keys included) - possibility of reverse front door – opening left/right - side panels - lock assembly possible - possibility of disassembly rear panel - ready-to-assemble



Assembling instructions




2



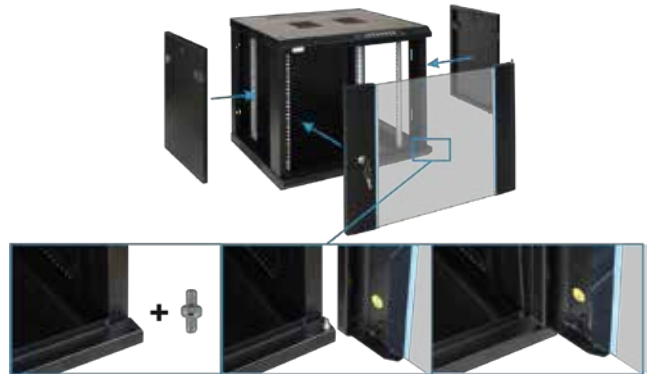
3



4



5



6

